



Telephone: 01373 822801


Fax: 01373 858085

Web: www.ied.org.uk


Email: ied@ied.org.uk

 **From the M4:**
Depart the M4 at junction 17. At the roundabout, take the second exit onto the A350. Follow the A350 through two more roundabouts. The road name changes to the A365 (Western Way). At the next roundabout, take the third exit onto the A365 (Semington Road). At the roundabout, take the second exit onto the A350. At the roundabout, take the first exit onto Westbury Road. At the next roundabout, take the second exit onto Trowbridge Road. Turn left onto Haynes Road. Turn right onto Warminster Road. Turn right onto the A3098 (Leigh Road). Once you are in the village of Westbury Leigh, turn into the car park of the "Hollies" pub. Follow this road through to the top of the hill. Courtleigh is the big house at the top

 **From Bath:**
Depart Bath on the A4. Turn right onto the A36 (Cleveland Place East). At the roundabout, take the first exit onto the A36 (Beckford Road). At the next roundabout, take the second exit continuing onto the A36. Turn left, onto the A3098 (Chalcot Lane). Follow the A3098 into Westbury Leigh and then follow the directions as above.

 **From Salisbury:**
Depart Salisbury following signs for the A36. Join the A36 at Wilton Road. At the roundabout, take the second exit onto the A36 (King Street) and continue for 15 miles. At the roundabout, take the second exit continuing on the A36. At the roundabout, take the second exit onto the A350, at the next roundabout, turn left onto the A3098(Leigh Road).

 Parking is available on site.

 The nearest mainline railway station is Westbury which is located just three miles from our offices. For train information call National Rail on 08457 48 49 50 .

